


2003 Chicago Regional






102



103



104



105

BRIDGE 105




106

1066 10



107

SPRUE 12




108

1084 15



109

FILE 15



110

Section 11




1 1 1

EXHIBIT 11



112

BRIDGE 112



113

1111.2.47



114

114-114



115

115



116





118


MADE IN U.S.A.



119

SPRUE 17





120
Scale 1/4"





121

LEVEL 17





122

AREA 122





123

SPEED UP



124

Endless VP



125

BRIDGE 125



126

SCALE 1/2"



127





128

SPRUE 17



129

SPRUE W



130

Model of



131

EXHIBIT 131



132

ENIGMA



133



134

WIDE OF



135


Small 135



136



137



138

Model 138



139

EXHIBIT 139



140

Model 140



141

141-1



196



197



Exhibit 1988
1988
Model of



Exhibit 199

199

199




201

EXHIBIT 17



2022

© 2022




203

NOV 19 1964



204

BRIDGE OF




205




206

WALL OF



207



208



209



210

CHAS. H.





211

MODEL 211




212





213





214

TYPE IV



215
APRIL 17



216





217

MODEL 17



218

SMALL 18"



219

WILL H





220

Model 1/10



221

EXHIBIT 11





2222

Model of



223

Small text below the number 223, possibly a date or reference.



224



225

2014.11



226

226-10-10



227

SPR 17




228

APR 17




229

Model 17



230



231

SPRUE 17



232



233




234



235

1876-77



236

BRIDGE 236



237




295




296



297




298



299



301




302



303


Model of



304



305



306

Model 10



307

OFFICE 12




308

BRIDGE 10



309



310





311

Model 11



312





314

Model of



315




316

STAINLESS STEEL



317

10/10/10 10/10/10



318

WALL 17



319

TABLE 17



320



321

Small 1/2"



322
CROSS 17




323



324

SPRUE 1/2"



325






326

Model 11-12



327




328

BRIDGE 328



329

WPA 10



330

Series of





331



332

Model 332



333





334

GROUP 17




335

1944-45



336
SPRUE 336



337
Small 1/2"





338

NOVA 17





339

1870-1871



340

area of



341

Willis




342



343
Gold 12



344



345

area 17



346

Handwritten text, possibly a signature or date.



347



348

idea of



349

Small text below the number 349, possibly a date or reference.



350

model 350



351

Model 18



352

1950-1951



353

BRIDGE 10



397



398



Model of Roof Truss

399

Model of